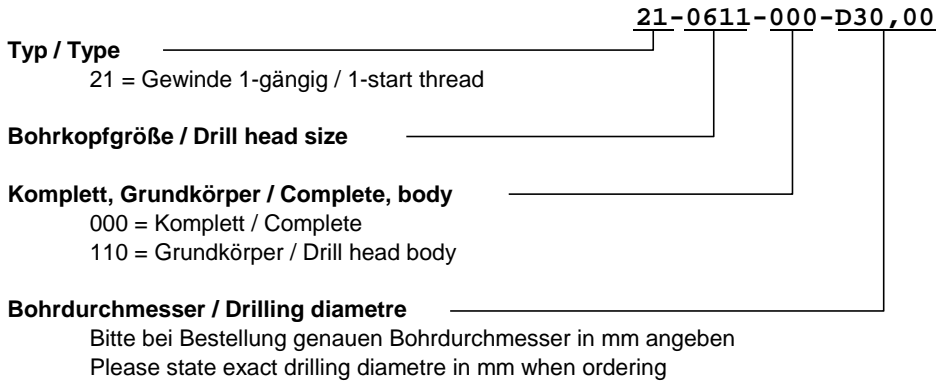

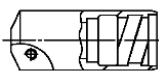



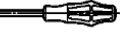

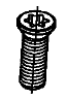



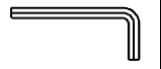


**Vollbohrkopf Typ 21 System BTA
Solid drill head Type 21 System BTA****Bestellinformationen
Ordering information****Bestellbeispiel
Ordering example****21-0611-000-D30,00**

(Vollbohrkopf mit 1-gängigem Gewinde für BR-Ø 26, Bohr-Ø 30,00 mm)

(Solid drill head with 1-start thread for drill tube dia. 26, drilling dia. 30,00 mm)

- Bitte beachten Sie unsere Sicherheitshinweise unter www.botek.de.
- Es gelten unsere allgemeinen Geschäftsbedingungen, welche wir als bekannt voraussetzen.
- Wir behalten uns Änderungen jeder Art vor, die aus technischer Weiterentwicklung resultieren. Diese können grundsätzlich nicht als Reklamation anerkannt werden.
- Änderungen, Druckfehler und Irrtum vorbehalten.
- Please note our safety pointers at www.botek.de.
- Our General Standard Terms and Conditions, which we assume as known, apply.
- We reserve the right to make modifications in the interests of technical improvement. Such modifications cannot, in principle, be accepted as justifiable reasons for complaint.
- Subject to change. The manufacturer accepts no responsibility for misprints and other errors.

| Bohrkopfgröße Drill head size | Bohrrohr ø Da Drill tube outer dia Da [mm] | Bohrbereich Drilling range von from bis to | Bohrkopf Drill head | | | | Schneidplatte Indexable insert | | | Führungsleisten Guide pads | | | Einstellkeil Adjusting wedge | | | | | | | | | | |
|----------------------------------|---|--|---|---|-------------------------------|--|---|--|---|---|--|---|---|---|--|---------------------------|-----------------------------|-------------|-------------|----------------------------|-------------|---------------------------|-------------|
| | | | Komplett Complete  | Grundkörper Drill head body  | Gesamtlänge Overall length | Schlüssel Wrench  | 1 x Wendepatte 1 x Indexable insert  | 1x Schraube 1x Screw  | Schraubendreher Screwdriver  | 2x Führungsleiste 2x Guide pad  | 2x Schraube 2x Screw  | Schraubendreher Screwdriver  | 1 x Einstellkeil 1 x Adjusting wedge  mit Schraube with screw | Schraube Screw  (Ersatzteil) (Spare) | Schlüssel Wrench  | | | | | | | | |
| 01 | 16,5 | 18,00 - 18,49 | 21-0111-000 | 21-0110-110 | 62,3 | SW 16 | 01-1810-310 | 21-0100-830 (M 3 x 6,9) | 22-0600-935 | 21-0110-410 | 21-0200-860 (M 2,5 x 4,7) | 22-0600-511 | 22-0600-851 (M 4 x 10) | 22-0600-950 | | | | | | | | | |
| | | 18,50 - 18,99 | 21-0112-000 | | | | 01-1820-310 | | | | | | | | | | | | | | | | |
| | | 19,00 - 19,49 | 21-0121-000 | 01-1910-310 | | | | | | | | | | | | | | | | | | | |
| | | 19,50 - 19,99 | 21-0122-000 | 01-1920-310 | | | | | | | | | | | | | | | | | | | |
| 02 | 18 | 20,00 - 20,49 | 21-0211-000 | 21-0210-110 | 65,6 | SW 17 | 01-2010-310 | 21-0400-830 (M 4 x 9) | 22-0900-935 | 21-0200-410 | 22-0610-840 (M 2,5 x 5,9) | 22-0900-510 | 22-0900-850 (M 4 x 12) | 22-1500-950 | | | | | | | | | |
| | | 20,50 - 20,99 | 21-0212-000 | | | | 01-2020-310 | | | | | | | | | | | | | | | | |
| | | 21,00 - 21,49 | 21-0221-000 | 01-2110-310 | | | | | | | | | | | | | | | | | | | |
| | | 21,50 - 21,99 | 21-0222-000 | 01-2120-310 | | | | | | | | | | | | | | | | | | | |
| 03 | 20 | 22,00 - 22,49 | 21-0311-000 | 21-0310-110 | 65,6 | SW 18 | 01-2210-310 | 21-0400-830 (M 4 x 9) | 22-0900-935 | 21-0300-410 | 22-0600-820 (M 2,5 x 8,2) | 22-0900-510 | 22-0900-850 (M 4 x 12) | 22-1500-950 | | | | | | | | | |
| | | 22,50 - 22,99 | 21-0312-000 | | | | 01-2220-310 | | | | | | | | | | | | | | | | |
| | | 23,00 - 23,49 | 21-0321-000 | 01-2310-310 | | | | | | | | | | | | | | | | | | | |
| | | 23,50 - 23,99 | 21-0322-000 | 01-2320-310 | | | | | | | | | | | | | | | | | | | |
| 04 | 22 | 24,00 - 24,49 | 21-0411-000 | 21-0410-110 | 65,6 | SW 19 | 01-2410-310 | 21-0400-830 (M 4 x 9) | 22-0900-935 | 21-0400-410 | 22-0600-820 (M 2,5 x 8,2) | 22-0900-510 | 22-0900-850 (M 4 x 12) | 22-1500-950 | | | | | | | | | |
| | | 24,50 - 24,99 | 21-0412-000 | | | | 01-2420-310 | | | | | | | | | | | | | | | | |
| | | 25,00 - 25,49 | 21-0421-000 | 01-2510-310 | | | | | | | | | | | | | | | | | | | |
| | | 25,50 - 25,99 | 21-0422-000 | 01-2520-310 | | | | | | | | | | | | | | | | | | | |
| | | 26,00 - 26,49 | 21-0431-000 | 01-2610-310 | | | | | | | | | | | | | | | | | | | |
| 05 | 24 | 26,50 - 26,99 | 21-0432-000 | 21-0430-110 | 65,6 | SW 20 | 01-2620-310 | 21-0400-830 (M 4 x 9) | 22-0900-935 | 21-0500-410 | 22-0600-820 (M 2,5 x 8,2) | 22-0900-510 | 22-0900-850 (M 4 x 12) | 22-1500-950 | | | | | | | | | |
| | | 27,00 - 27,49 | 21-0511-000 | 01-2710-310 | | | | | | | | | | | | | | | | | | | |
| | | 27,50 - 27,99 | 21-0512-000 | 01-2720-310 | | | | | | | | | | | | | | | | | | | |
| | | 28,00 - 28,49 | 21-0521-000 | 01-2810-310 | | | | | | | | | | | | | | | | | | | |
| | | 28,50 - 28,99 | 21-0522-000 | 01-2820-310 | | | | | | | | | | | | | | | | | | | |
| 06 | 26 | 29,00 - 29,49 | 21-0531-000 | 21-0530-110 | 67,7 | SW 21 | 01-2910-310 | 22-1200-830 (M 5 x 12,5) | 22-1200-935 | 21-0600-410 | 22-0800-840 (M 3 x 8,2) | 21-0600-510 | 21-0600-850 (M 5 x 12) | 22-1500-950 | | | | | | | | | |
| | | 29,50 - 29,99 | 21-0532-000 | | | | 01-2920-310 | | | | | | | | | | | | | | | | |
| | | 30,00 - 30,49 | 21-0611-000 | 21-0610-110 | | | 67,7 | | | | | | | | SW 22 | 01-3010-310 | 22-1200-830 (M 5 x 12,5) | 22-1200-935 | 21-0700-410 | 22-0800-840 (M 3 x 8,2) | 21-0600-510 | 21-0600-850 (M 5 x 12) | 22-1500-950 |
| | | 30,50 - 30,99 | 21-0612-000 | 01-3020-310 | | | | | | | | | | | | | | | | | | | |
| | | 31,00 - 31,49 | 21-0621-000 | 01-3110-310 | | | | | | | | | | | | | | | | | | | |
| 31,50 - 31,99 | 21-0622-000 | 01-3120-310 | | | | | | | | | | | | | | | | | | | | | |
| 07 | 28 | 32,00 - 32,49 | 21-0711-000 | 21-0710-110 | 68 | SW 23 | | 01-3210-310 | 22-1200-830 (M 5 x 12,5) | 22-1200-935 | 21-0800-410 | 22-1200-840 (M 3,5x11,4) | 22-0900-935 | 21-0600-510 | | 21-0600-850 (M 5 x 12) | | | | | | | |
| | | 32,50 - 32,99 | 21-0712-000 | | | | 01-3220-310 | | | | | | | | | | | | | | | | |
| | | 33,00 - 33,49 | 21-0721-000 | 01-3310-310 | | | | | | | | | | | | | | | | | | | |
| | | 33,50 - 33,99 | 21-0722-000 | 01-3320-310 | | | | | | | | | | | | | | | | | | | |
| 08 | 30 | 34,00 - 34,49 | 21-0811-000 | 21-0810-110 | 86 | SW 24 | 01-3410-310 | 22-1200-830 (M 5 x 12,5) | 22-1200-935 | 21-0800-410 | 22-1200-840 (M 3,5x11,4) | 22-0900-935 | 21-0600-510 | 21-0600-850 (M 5 x 12) | 22-1500-950 | | | | | | | | |
| | | 34,50 - 34,99 | 21-0812-000 | | | | 01-3420-310 | | | | | | | | | | | | | | | | |
| | | 35,00 - 35,49 | 21-0821-000 | 01-3510-310 | | | | | | | | | | | | | | | | | | | |
| | | 35,50 - 35,99 | 21-0822-000 | 01-3520-310 | | | | | | | | | | | | | | | | | | | |
| | | 36,00 - 36,49 | 21-0831-000 | 01-3610-310 | | | | | | | | | | | | | | | | | | | |
| 36,50 - 36,99 | 21-0832-000 | 21-0830-110 | 01-3620-310 | | | | | | | | | | | | | | | | | | | | |